



**Internal Quality Assurance Cell
Teachers' Feedback Report 2021-22**

This report provides the analysis of the Teachers' feedback.

1. Questionnaire Used :

| | Question | Response Options | | |
|----|---|---------------------|------------------------|----------------------------|
| 1 | Name of the teacher | | | |
| 2 | E-Mail ID | | | |
| 3 | Designation | Associate Professor | Assistant Professor | Lecturer(CHB/ADHOC/OTHERS) |
| 4 | Stream | Science | Commerce | Arts |
| 5 | Q1: Your curriculum in comparison with other institutions in the country is | Superior | On par | Needs to be updated |
| 6 | Q2:Your curriculum in comparison with other Autonomous institutes in Mumbai is | Superior | On par | Needs to be updated |
| 7 | Q3:Curriculum on the basis of industry readiness | Very helpful | Moderately helpful | Needs to be updated |
| 8 | Q4:Progression of curriculum to higher studies | Very helpful | Moderately helpful | Needs to be updated |
| 9 | Q5:Curriculum connecting with other disciplines | Very helpful | Moderately helpful | Needs to be updated |
| 10 | Q6:On the basis of your classroom experience, how do you rate students' reception of the program? | Very Easy | Moderately challenging | Very Challenging |
| 11 | Q7:Infrastructural Facilities in the institution for imparting the prescribed curriculum | Excellent | Good | Satisfactory |
| 12 | Q8:Library Facilities in the institution for the prescribed curriculum | Excellent | Good | Satisfactory |
| 13 | Q9:Teaching Learning Resources | Excellent | Good | Satisfactory |
| 14 | Q10:Co-operation of the administrative and support staff | Excellent | Good | Satisfactory |
| 15 | Q11:The college offers a conducive working atmosphere for teaching | Agree | Disagree | |
| | | | | |



| | | | | |
|----|---|-------|----------|--|
| 16 | Q12:Teachers are motivated to pursue research | Agree | Disagree | |
| 17 | Q13:Teachers have the freedom to design new courses | Agree | Disagree | |

In addition to above questions an open-ended question was included to get other genuine suggestions from Teachers for improvement.

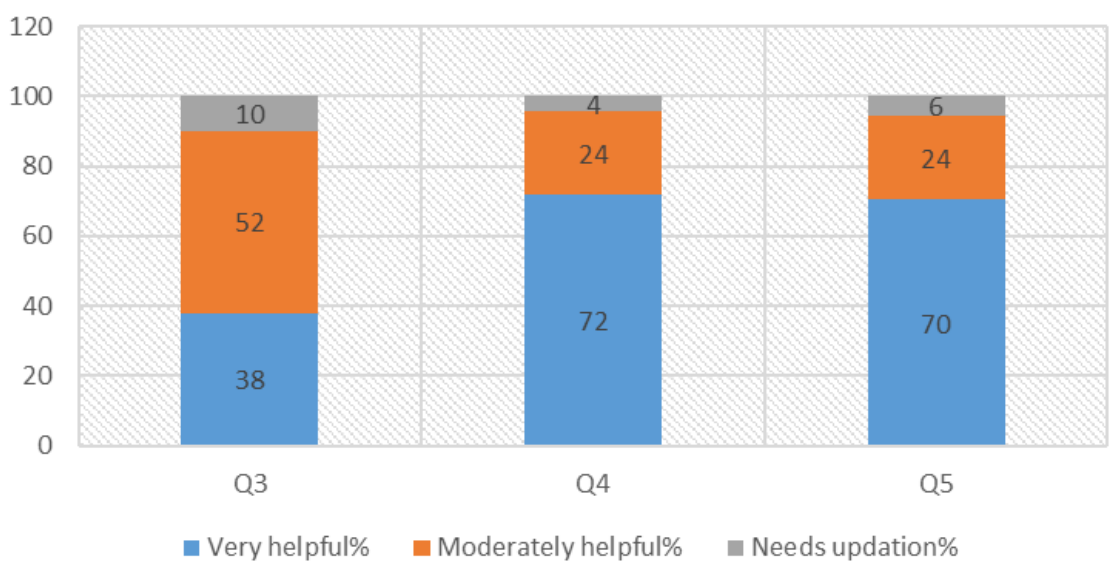
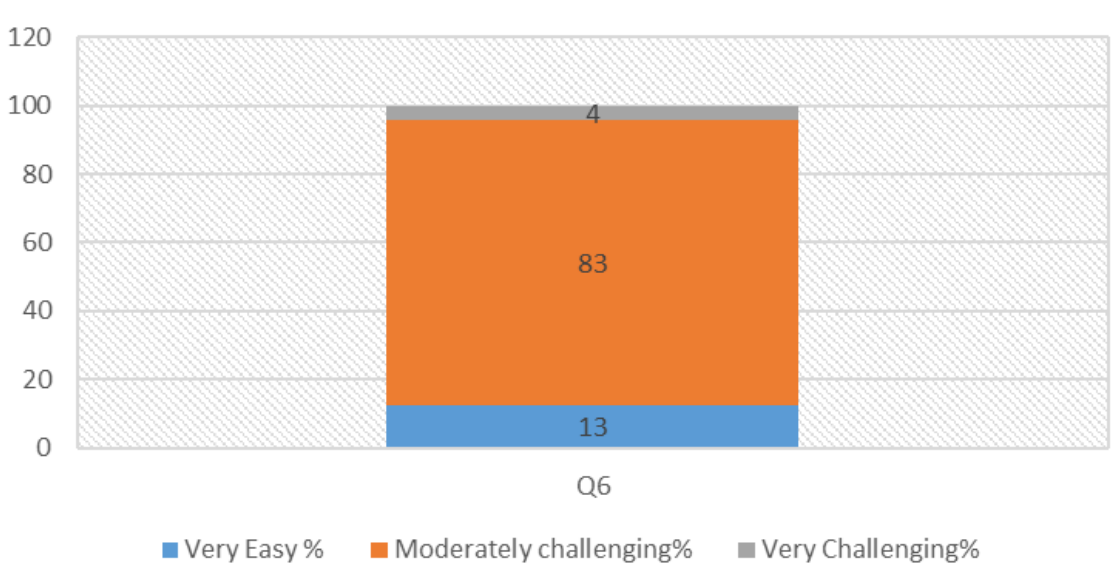
2. **Number of respondents:** 71

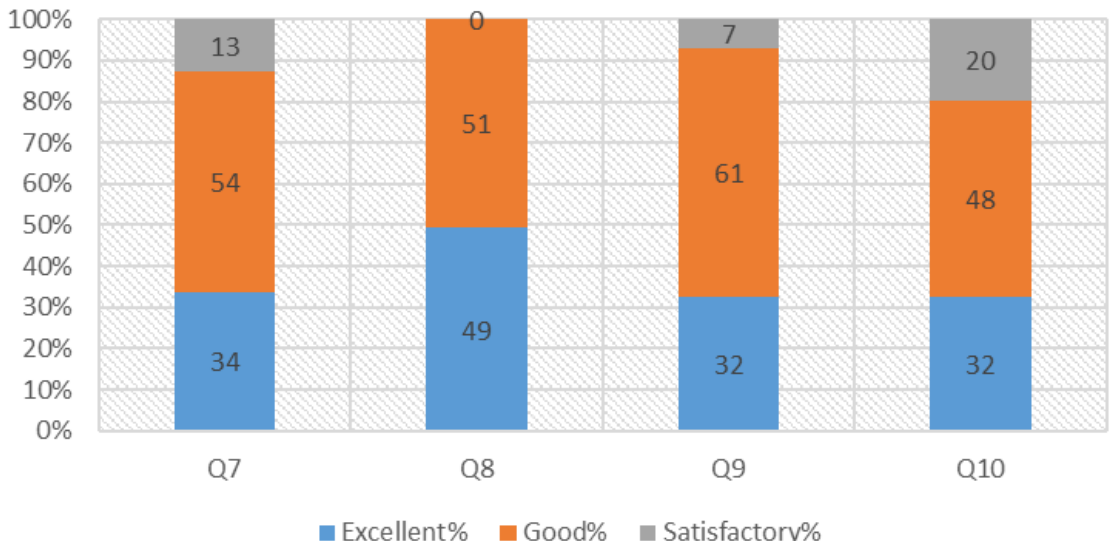
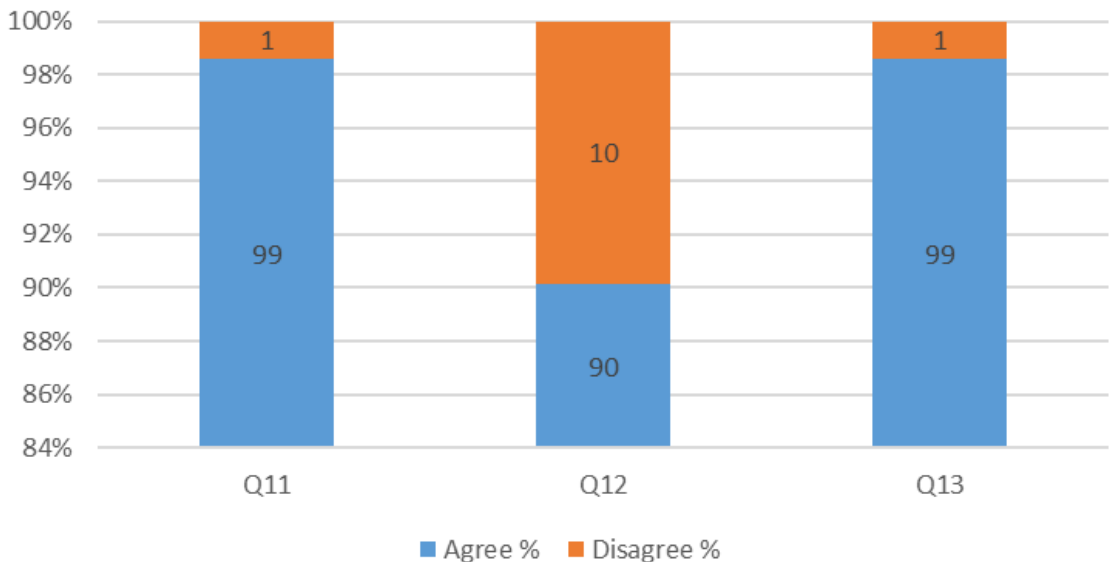
3. **Dates:** 04/05/2022 – 31/07/2022

4. **Methodology:** Online Google Form

5. **Analysis:**

| | Rate the curriculum of your program: | | | | | | | | | | | | |
|----------|--|----------|-----------------|----------|-----------------|----|----|----|----|----|----|----|---|
| Q1 | In comparison with other institutions in the country | | | | | | | | | | | | |
| Q2 | In comparison with other Autonomous institutes in Mumbai | | | | | | | | | | | | |
| | <div style="text-align: center;"> <h3>Feedback on Curriculum(Comparative)</h3> <table border="1"> <caption>Data for Feedback on Curriculum(Comparative)</caption> <thead> <tr> <th>Question</th> <th>Superior %</th> <th>On par %</th> <th>Needs updation%</th> </tr> </thead> <tbody> <tr> <td>Q1</td> <td>21</td> <td>61</td> <td>18</td> </tr> <tr> <td>Q2</td> <td>31</td> <td>65</td> <td>4</td> </tr> </tbody> </table> </div> | Question | Superior % | On par % | Needs updation% | Q1 | 21 | 61 | 18 | Q2 | 31 | 65 | 4 |
| Question | Superior % | On par % | Needs updation% | | | | | | | | | | |
| Q1 | 21 | 61 | 18 | | | | | | | | | | |
| Q2 | 31 | 65 | 4 | | | | | | | | | | |
| | Rate the curriculum of your program: | | | | | | | | | | | | |
| Q3 | On the basis of Industry Readiness | | | | | | | | | | | | |
| Q4 | Progression to higher studies | | | | | | | | | | | | |

| Q5 | <p>Connecting with other disciplines</p> <div style="text-align: center;"> <h3>Feedback on Curriculum - II</h3>  <table border="1"> <caption>Data for Feedback on Curriculum - II</caption> <thead> <tr> <th>Quarter</th> <th>Very helpful%</th> <th>Moderately helpful%</th> <th>Needs updation%</th> </tr> </thead> <tbody> <tr> <td>Q3</td> <td>38</td> <td>52</td> <td>10</td> </tr> <tr> <td>Q4</td> <td>72</td> <td>24</td> <td>4</td> </tr> <tr> <td>Q5</td> <td>70</td> <td>24</td> <td>6</td> </tr> </tbody> </table> </div> | Quarter | Very helpful% | Moderately helpful% | Needs updation% | Q3 | 38 | 52 | 10 | Q4 | 72 | 24 | 4 | Q5 | 70 | 24 | 6 |
|---------|--|-------------------------|-------------------|-------------------------|-------------------|----|----|----|----|----|----|----|---|----|----|----|---|
| Quarter | Very helpful% | Moderately helpful% | Needs updation% | | | | | | | | | | | | | | |
| Q3 | 38 | 52 | 10 | | | | | | | | | | | | | | |
| Q4 | 72 | 24 | 4 | | | | | | | | | | | | | | |
| Q5 | 70 | 24 | 6 | | | | | | | | | | | | | | |
| Q6 | <p>On the basis of your classroom experience, how do you rate students' reception of the program?</p> <div style="text-align: center;"> <h3>Students' reception of the program</h3>  <table border="1"> <caption>Data for Students' reception of the program</caption> <thead> <tr> <th>Quarter</th> <th>Very Easy %</th> <th>Moderately challenging%</th> <th>Very Challenging%</th> </tr> </thead> <tbody> <tr> <td>Q6</td> <td>13</td> <td>83</td> <td>4</td> </tr> </tbody> </table> </div> | Quarter | Very Easy % | Moderately challenging% | Very Challenging% | Q6 | 13 | 83 | 4 | | | | | | | | |
| Quarter | Very Easy % | Moderately challenging% | Very Challenging% | | | | | | | | | | | | | | |
| Q6 | 13 | 83 | 4 | | | | | | | | | | | | | | |
| | Rate the Institutional facilities for imparting the prescribed curriculum wrt the following: | | | | | | | | | | | | | | | | |
| Q7 | Infrastructural Facilities | | | | | | | | | | | | | | | | |
| Q8 | Library Facilities | | | | | | | | | | | | | | | | |

| Q9 | Teaching Learning Resources | | | | | | | | | | | | | | | | | | | | |
|---|--|------------|---------------|------------|---------------|----|----|-----|----|----|-----|----|---|----|----|----|---|-----|----|----|----|
| Q10 | Co-operation of the administrative and support staff | | | | | | | | | | | | | | | | | | | | |
| <h3>Facilities for Curriculum Impart</h3>  <table border="1"> <caption>Facilities for Curriculum Impart Data</caption> <thead> <tr> <th>Quarter</th> <th>Excellent%</th> <th>Good%</th> <th>Satisfactory%</th> </tr> </thead> <tbody> <tr> <td>Q7</td> <td>34</td> <td>54</td> <td>13</td> </tr> <tr> <td>Q8</td> <td>49</td> <td>51</td> <td>0</td> </tr> <tr> <td>Q9</td> <td>32</td> <td>61</td> <td>7</td> </tr> <tr> <td>Q10</td> <td>32</td> <td>48</td> <td>20</td> </tr> </tbody> </table> | | Quarter | Excellent% | Good% | Satisfactory% | Q7 | 34 | 54 | 13 | Q8 | 49 | 51 | 0 | Q9 | 32 | 61 | 7 | Q10 | 32 | 48 | 20 |
| Quarter | Excellent% | Good% | Satisfactory% | | | | | | | | | | | | | | | | | | |
| Q7 | 34 | 54 | 13 | | | | | | | | | | | | | | | | | | |
| Q8 | 49 | 51 | 0 | | | | | | | | | | | | | | | | | | |
| Q9 | 32 | 61 | 7 | | | | | | | | | | | | | | | | | | |
| Q10 | 32 | 48 | 20 | | | | | | | | | | | | | | | | | | |
| Q11 | The college offers a conducive working atmosphere for teaching | | | | | | | | | | | | | | | | | | | | |
| Q12 | Teachers are motivated to pursue research | | | | | | | | | | | | | | | | | | | | |
| Q13 | Teachers have the freedom to design new courses | | | | | | | | | | | | | | | | | | | | |
| <h3>Support</h3>  <table border="1"> <caption>Support Data</caption> <thead> <tr> <th>Quarter</th> <th>Agree %</th> <th>Disagree %</th> </tr> </thead> <tbody> <tr> <td>Q11</td> <td>99</td> <td>1</td> </tr> <tr> <td>Q12</td> <td>90</td> <td>10</td> </tr> <tr> <td>Q13</td> <td>99</td> <td>1</td> </tr> </tbody> </table> | | Quarter | Agree % | Disagree % | Q11 | 99 | 1 | Q12 | 90 | 10 | Q13 | 99 | 1 | | | | | | | | |
| Quarter | Agree % | Disagree % | | | | | | | | | | | | | | | | | | | |
| Q11 | 99 | 1 | | | | | | | | | | | | | | | | | | | |
| Q12 | 90 | 10 | | | | | | | | | | | | | | | | | | | |
| Q13 | 99 | 1 | | | | | | | | | | | | | | | | | | | |

6. Suggestions:

- The teachers' feedback on the curriculum has been shared with all concerned and the syllabi will accordingly be updated in the next cycle of syllabus revision.
- In the open ended question teachers have commented that turnaround time with respect to deadlines and notices should be a bit more ,especially during assessment and exam period. Too many deadlines come in simultaneously making it very difficult for the teachers.The Exam committee has prepared an Examination Calendar well in advance to tackle this issue.
- Since MSc Data Sciences is an Industry oriented course, efforts are being made to encourage industrial internship and placement opportunities.
- Digital footfall in the library needs to improve and the librarian has been informed that more interaction with students to motivate them should be encouraged in order to ensure that library resources are optimally utilized.
- Some teachers commented that Campus interviews should be mandatorily implemented across streams.The same has been conveyed to Placement Cell.



IQAC Coordinator



24.08.2022